


OUR PRODUCTS

▼ Designer Slim Line Series



Thermally Broken series meets **7-Star** Energy Rating

▼ Commercial Thermally Broken Series



▼ Commercial Series



▼ Semi-commercial Series




▼ Residential Series



RESIDENTIAL AND COMMERCIAL
WINDOW AND DOOR SPECIALISTS
GATEWISE METALS



AUSTRALIAN ENGINEERING PROJECTS




Thermally Broken
series meets **7-Star**
Energy Rating

▼ Our Showroom aerial view



▼ Front view



ADDRESS

Showroom + Factory — 8 Pat Devlin Close Chipping Norton NSW 2170



Facebook



Instagram



For more info please visit
gatewisemetals.com.au



0416 223 886 Carol
0422 040 050 Le



info@gatewisemetals.com.au



RESIDENTIAL AND COMMERCIAL
WINDOW AND DOOR SPECIALISTS
GATEWISE METALS



WHY CHOOSE US

✓ Full compliance for Australian standards

AS2047 and AS1288 certifications for each product series come with test reports that comply with Australian standards

✓ Comprehensive Range of Product Series

Residential-50 Semi-Commercial-86
Commercial-100 Thermally Broken-105
Designer Slim Line Series

✓ Professional design and manufacturing team

The company has a team of experts in design and manufacturing, offering complete services from design to installation.

✓ Extensive project experience

We have over 35 years experience in metal fabrication and design, completing many projects for residential, commercial and government clients, gaining extensive experience

▼ COMPANY CERTIFICATE



Thermally Broken series meets **7-Star** Energy Rating

▼ Sydney Engineering Project



▼ Sydney Engineering Project



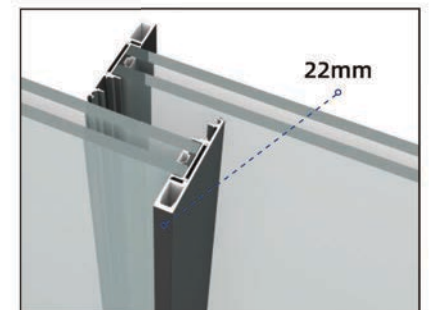

▼ Sydney Engineering Project



RESIDENTIAL AND COMMERCIAL
WINDOW AND DOOR SPECIALISTS
GATEWISE METALS



GW SLIMLINE SLIDING DOOR SYSTEM Ultra Narrow Sliding System



GW PARALLEL OPENING SYSTEM Simple, elegant & innovative Balcony seal

Parallel opening system Application (Electric or manual)

